


Map No. 12

1:2,500








LEGEND

- RU Rural
- A Agricultural
- RR Rural Residential
- HR Hamlet Residential
- SR Shoreline Residential
- LSR Limited Service Residential
- GC General Commercial
- HC Hamlet Commercial
- RC Recreation Commercial
- MG General Industrial
- ME Extractive Industrial
- MD Waste Disposal Industrial
- CF Community Facility
- OS Open Space
- D Development
- EP  EP




DRAFT

BASE FEATURES

-  Provincial Highway
-  County Roads
-  Township Roads-Year Round
-  Township Roads-Seasonal
-  Private Roads
-  Oak Ridges Moraine Area
-  First Nation Lands

PETER A. JOSEPHS & ASSOCIATES
PLANNING CONSULTANTS

4 Daleview Avenue
Peterborough, Ontario K9J 1L5
Tel: 705-748-2109 Fax: 705-748-2519



EcoVue Consulting Services Inc.
25 Redd St.
P.O. Box 1289
Lakeland, Ontario N0A 1R0
Tel: 705-652-8340 Fax: 705-652-1607
www.ecovueconsulting.com

